

# GREY NUNS RESIDENCE

Group rates : How to book on our website ?

Tarifs de groupe : Comment réserver sur notre site internet ?

1. For website in english click [HERE](#)

Pour le site en français cliquer [ICI](#)

2. Click on Groups & Companies

Cliquer sur Espace Pro

The screenshot shows the booking page for 'Université Concordia - Grey Nuns Residence' in Montreal. The page includes a search bar with the following details: Arrival on 14 Feb 2019, Departure on 15 Feb 2019, and 1 Night. There are buttons for 'About the hotel', 'Best rates guaranteed', 'Secure payment Accepted cards', and a language/currency selector (CAD). The 'Groups & Companies' link is circled in red. Below the search bar, there is a message: 'In order to see more availabilities, we invite you to split your guests into several rooms.' The room configuration shows 'Room 1' with 2 Adults and 0 Children (<3 year(s)). There are buttons for 'Add an extra room' and 'Find a room'.

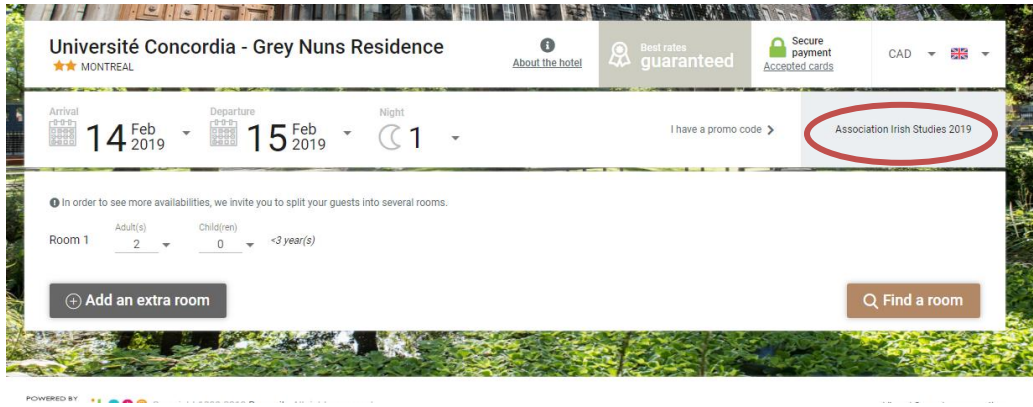
3. Enter the username and password provided (8 characters)

Renseigner le nom d'utilisateur et le mot de passe fournis (8 caractères)

The screenshot shows a modal window titled 'Groups & Companies' with a close button (X). It contains two input fields: 'Username \*' with the text 'USERNAME' and 'Password \*' with masked characters '.....'. Below the fields is a 'Validate' button.

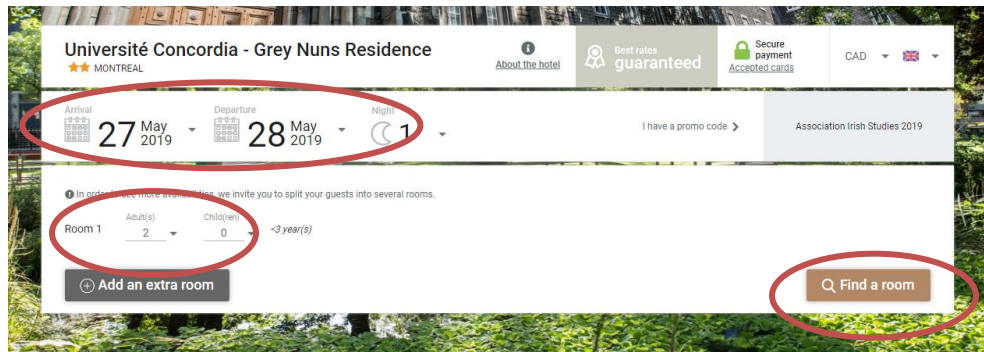
#### 4. The group name appears

Le nom du groupe apparait



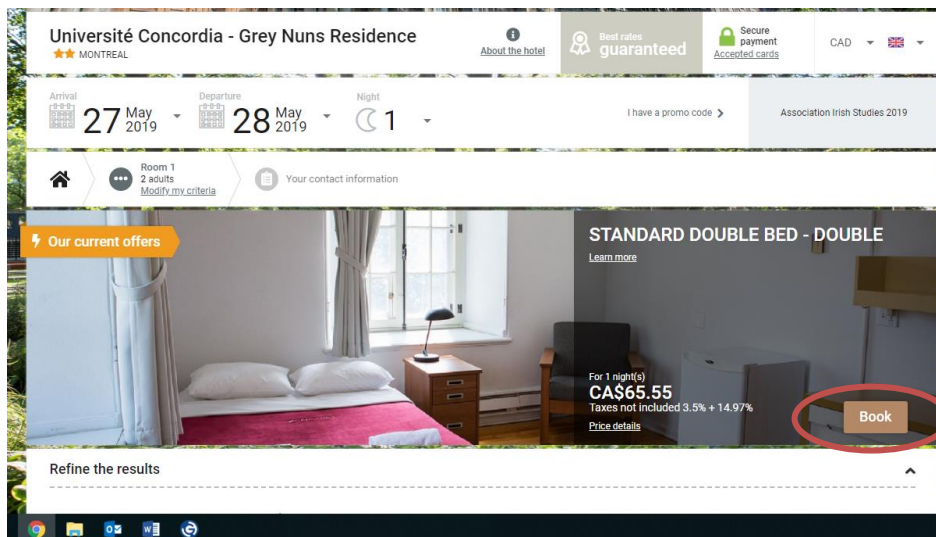
5. Enter the dates of your stay (must be during the event) and the number of people then click on « Find a room »

Entrer les dates de séjour (doivent être durant l'évènement) et le nombre de personne puis cliquer sur « Voir nos offres »



6. Choose the type of room and « Book »

Choisir le type de chambre et « Réserver »



For any question feel free to contact : [groups@concordia.ca](mailto:groups@concordia.ca)